

SPECIFICATIONS:



Electrical:	
Frequency range	2 – 30 MHz
VSWR	< 2.5:1
Nominal input impedance	50 Ω
Connector	N-type female
Feed power handling	1 kW
Gain (max)	12.5 dBi (± 0.5)
Gain (min over band)	9.5 dBi (± 0.5)
E-plane 3 dB beamwidth	25° - 30° (± 5°)
H-plane 3 dB beamwidth	110° (± 5°)
Front to back (F/B ratio)	15 – 25 dB (± 3 dB)
Polarisation	Vertical
Mechanical:	
Dimensions (l x w x h)	90 m x 80 m x 50 m
Weight	100 kg
Mounting method	Mounted on 50 m tower
Environmental:	
Wind survival	160 km/h
Temperature (operational)	- 30 °C to + 70 °C
Water ingress rating	IP 65 (NEMA 4X)

PRODUCT FEATURES:

- High directivity and consistent pattern throughout the frequency range
- Radiation pattern optimised for ground-wave and low takeoff angles
- LPMA design minimizes required height of support towers

APPLICATIONS:

- Monitoring and jamming HF communications
- Fixed site communications links

PRODUCT DESCRIPTION:

The LPMA-A0005 is an HF monitoring, jamming and communications antenna covering the frequency range 2 to 30 MHz, with powers of up to 1 kW continuous. This LPMA design offers superb performance over the entire HF frequency range.

Because the LPMA-A0005 is vertically polarised, it offers effective ground-wave coverage, and is ideal for jamming or communicating with HF vehicle and man-pack radios, which typically use vertically polarised antennas. It also offers an excellent low-angle radiation pattern, making it equally suited to medium- and long-range communications links.

The LPMA-A0005 is intended for installation on fixed towers at a permanent site. The antenna is rated for wind speeds of up to 160 km/h, depending on the specification of the towers used.

RELATED PRODUCT(S):

LPMA-A0001	4 – 30 MHz
LPMA-A0002	2.5 – 30 MHz
LPMA-A0003	1.5 – 30 MHz
LPMA-A0004	3 – 30 MHz



HF Directional Antenna

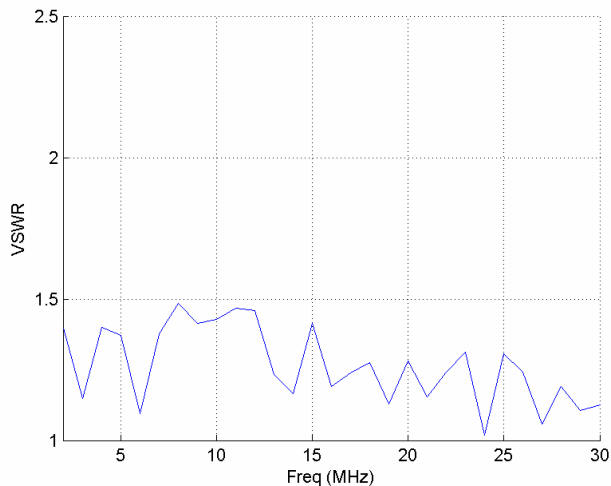
2 – 30 MHz

Product Code: LPMA-A0005

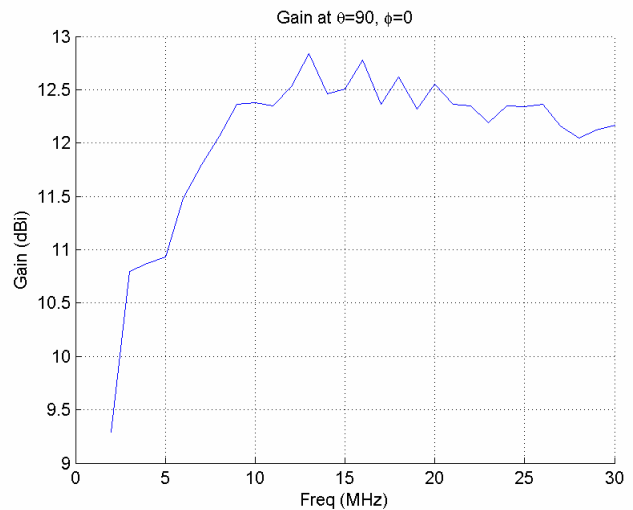
VERSION: 2.2

VSWR AND GAIN GRAPHS:

Typical VSWR

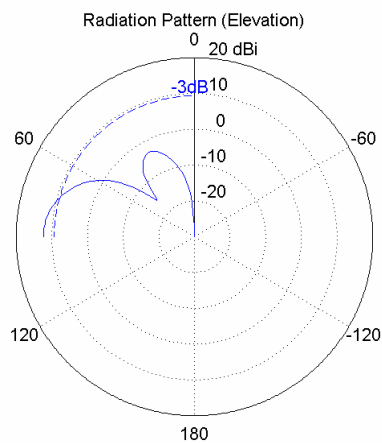


Gain (over infinite perfectly conducting ground)



RADIATION PATTERNS:

E-plane



H-plane

