

Hi-Power Wideband VHF Whip

30 – 100 MHz

Product Code: MONO-A0030

VERSION: 2.5

SPECIFICATIONS:



Product codes:		
MONO-A0030	30 to 100 MHz	
MONO-A0030-02	25 to 140 MHz	
Electrical:		
	MONO-A0030	-02
Frequency range	30 – 100 MHz	25 – 140 MHz
VSWR	< 3:1	
Feed power handling	300 W	
Gain (at the horizon, ground reflections excluded)	> -7 dBi	> -10 dBi
Elevation 3 dB beamwidth	60° (± 10°)	
Nominal input impedance	50 Ω	
Polarisation	Vertical	
Connector	N-type female	
Mechanical:		
Length x base diameter (mm)	2250 mm x 135 mm	1600 mm x 135 mm
Weight	5 kg	
Mounting base	NATO flange 4 and 6 holes	
Environmental:		
Wind loading	160 km/h	
Temperature (operational)	- 30 °C to + 65 °C (no icing)	
Shock	20 G at 10 msec	
Thermal shock	- 20 °C to +70 °C: 10 cycles	
Water ingress rating	IP 65 (NEMA 4X)	

FEATURES:

- Wide frequency coverage (30 to 100 MHz)
- High-power, 300 W at 100% duty cycle
- Excellent VSWR
- Omni-directional azimuth pattern
- Rugged and hard-wearing
- Suited to low-profile applications

APPLICATIONS:

- Improvised explosive device (IED) suppression
- Communications jamming

PRODUCT DESCRIPTION:

The MONO-A0030 is a high-power wideband whip antenna designed for jamming applications in the 30 to 100 MHz frequency band.

The antenna has an excellent radiation pattern, no pattern break-up, and a consistently low VSWR across the entire frequency band. It can handle full rated power continuously at all frequencies, making it ideal for all 100% duty-cycle applications.

The antenna's size and appearance is similar to many communications antennas, allowing it to be used on all types of vehicles without disclosing their mission. The insulated radiator is robust, hard-wearing and impervious to fuel, oil and hydraulic fluid.



sales@poynting.co.za
www.poynting.co.za

Poynting Antennas has a policy of continuous improvement and hence specifications may change without notice

DEFENCE AND SPECIALISED

Hi-Power Wideband VHF Whip

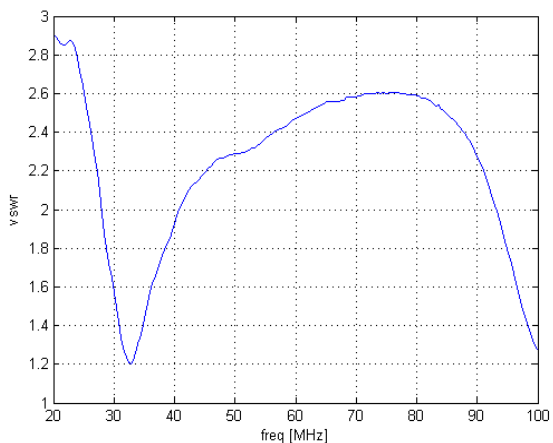
30 – 100 MHz

Product Code: MONO-A0030

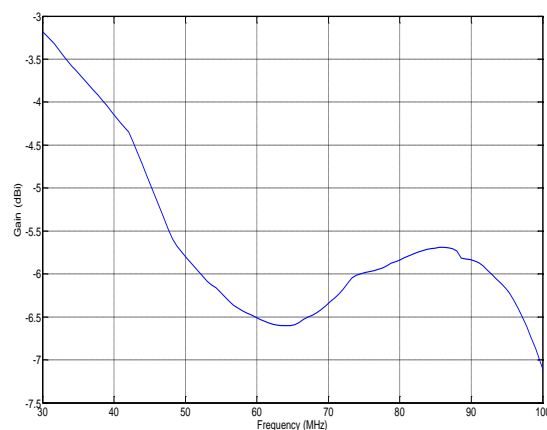
VERSION: 2.5

VSWR AND GAIN GRAPHS:

Typical VSWR

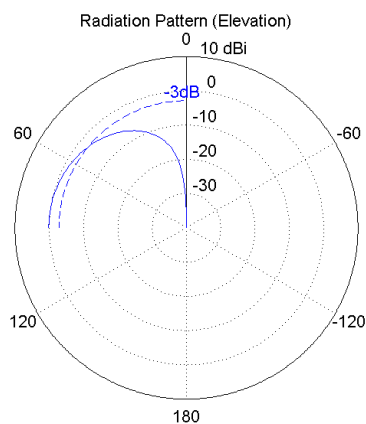


Gain (excluding ground reflections)



Elevation patterns:

30 MHz



100 MHz

